

## Modular Cooking Range Line thermaline 90 - Water mixing tap with lever, 1 Side with Backsplash - H=700

ITEM # \_\_\_\_\_

MODEL # \_\_\_\_\_

NAME # \_\_\_\_\_

SIS # \_\_\_\_\_

AIA # \_\_\_\_\_



589592 (MCEAGBB300)

Water mixing tap Unit with  
lever, one-side operated  
with backsplash

### Short Form Specification

#### Item No. \_\_\_\_\_

Water mixing tap with lever for hot and cold water. Unit constructed according to DIN 18860\_2 with 20 mm drop nose top and 70 mm recessed plinth. Internal frame for heavy duty sturdiness in stainless steel. 2 mm top in 1.4301 (AISI 304). Flat surface construction, easily cleanable. THERMODUL connection system enables seamless worktop when units are connected and avoids soil penetrating. IPX5 water resistant certification. Configuration: Freestanding, One-side operated with backsplash.

### Main Features

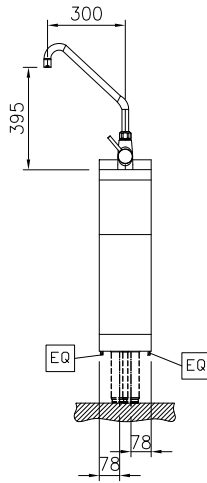
- Water mixing unit for hot and cold water.
- IPX5 water resistance certification.
- All major components may be easily accessed from the front.
- THERMODUL connection system creates a seamless work top when units are connected to each other thus avoiding soil penetrating vital components and facilitating the removal of units in case of replacement or service.
- Large stainless steel tap.

### Construction

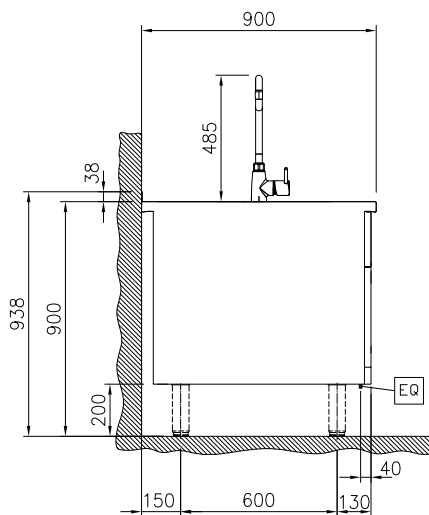
- 2 mm top in 1.4301 (AISI 304).
- Unit constructed according to DIN 18860\_2 with 20 mm drop nose top and 70 mm recessed plinth.
- Flat surface construction with minimal hidden areas to easily clean all surfaces
- Internal frame for heavy duty sturdiness in stainless steel.

APPROVAL: \_\_\_\_\_

Front

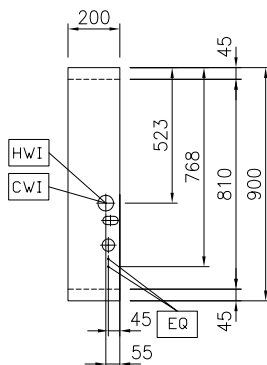


Side



CWI = Cold Water inlet 1 (cleaning)  
 HWI = Hot water inlet

Top



## Water:

Inlet water line size:

589592 (MCEAGBB300) 3/4"

Incoming Cold/hot Water line  
 size:

3/4"

## Key Information:

External dimensions, Width: 200 mm

External dimensions, Depth: 900 mm

External dimensions, Height: 700 mm

Net weight: 28 kg

## Optional Accessories

- Connecting rail kit for appliances with backsplash, 900mm PNC 912499 ☐
- Portioning shelf, 200mm width PNC 912520 ☐
- Portioning shelf, 200mm width PNC 912550 ☐
- Folding shelf, 300x900mm PNC 912581 ☐
- Folding shelf, 400x900mm PNC 912582 ☐
- Fixed side shelf, 200x900mm PNC 912589 ☐
- Fixed side shelf, 300x900mm PNC 912590 ☐
- Fixed side shelf, 400x900mm PNC 912591 ☐
- Stainless steel plinth, against wall, 200mm width PNC 912933 ☐
- Stainless steel plinth, freestanding, 200mm width PNC 912952 ☐
- Connecting rail kit for appliances with backsplash: modular 90 (on the left) to ProThermetic tilting (on the right), ProThermetic stationary (on the left) to ProThermetic tilting (on the right) PNC 912981 ☐
- Connecting rail kit for appliances with backsplash: modular 90 (on the right) to ProThermetic tilting (on the left), ProThermetic stationary (on the right) to ProThermetic tilting (on the left) PNC 912982 ☐
- Back panel, 200x700mm, for units with backsplash PNC 913007 ☐
- Stainless steel panel, 900x700mm, against wall, left side PNC 913101 ☐
- Stainless steel panel, 900x700mm, against wall, right side PNC 913105 ☐
- Endrail kit, flush-fitting, with backsplash, left PNC 913117 ☐
- Endrail kit, flush-fitting, with backsplash, right PNC 913118 ☐
- Endrail kit (12.5mm) for thermaline 90 units with backsplash, left PNC 913208 ☐
- Endrail kit (12.5mm) for thermaline 90 units with backsplash, right PNC 913209 ☐
- U-clamping rail for back-to-back installations with backsplash PNC 913226 ☐
- Insert profile d=900 PNC 913232 ☐
- Side reinforced panel only in combination with side shelf, for against the wall installations, left PNC 913267 ☐
- Side reinforced panel only in combination with side shelf, for against the wall installations, right PNC 913269 ☐
- Stainless steel dividing panel, 900x700mm, (it should only be used between Electrolux Professional thermaline Modular 90 and thermaline C90) PNC 913672 ☐
- Stainless steel side panel, 900x700mm, flush-fitting (it should only be used against the wall, against a niche and in between Electrolux Professional thermaline and ProThermetic appliances and external appliances - provided that these have at least the same dimensions) PNC 913688 ☐